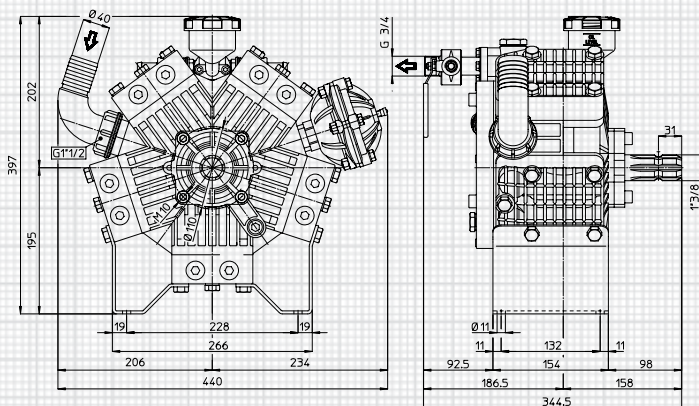



**KAPPA 125** max. 125 l/min - 33 GPM • 40 bar - 580 PSI • 550 RPM



provedení P.T.O. hřídele available P.T.O. shaft




**1C**




**VA**

4-5-14-15




**TS 2C**



**TS VA**

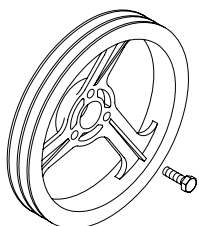
4-5-14-15



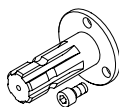
**TS MF**

Rozměry P.T.O.  
viz strana 8  
For P.T.O.  
shaft dimensions  
see page 8

příslušenství k hřídelům shaft adaptors



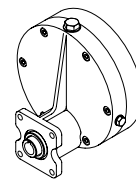
4



5



14



Převodovky **15**  
viz strana 43  
Gear reduction **15**  
See page 43

MOD.	RPM	0 bar / 0 PSI				10 bar / 145 PSI				20 bar / 290 PSI				30 bar / 435 PSI				40 bar / 580 PSI				Hmotnost Weight	
		Průtok Flow rate		Výkon Power		Průtok Flow rate		Výkon Power		Průtok Flow rate		Výkon Power		Průtok Flow rate		Výkon Power							
KAPPA 125		l/min	GPM	HP	kW	l/min	GPM	HP	kW	l/min	GPM	HP	kW	l/min	GPM	HP	kW	l/min	GPM	HP	kW	28	62
	400	95,6	25,3	1,0	0,7	92,0	24,3	2,6	1,9	91,2	24,1	4,8	3,5	90,4	23,9	7,0	5,2	89,7	23,7	9,2	6,8		
	450	107,2	28,3	1,1	0,8	103,5	27,3	3,0	2,2	102,5	27,1	5,4	4,0	101,5	26,8	7,9	5,8	100,7	26,6	10,3	7,6		
	500	117,6	31,1	1,2	0,9	113,8	30,1	3,3	2,4	112,7	29,8	5,9	4,4	111,7	29,5	8,7	6,4	110,9	29,3	11,4	8,4		
550	125,1	33,1	1,3	0,9	121,3	32,0	3,5	2,5	120,2	31,8	6,3	4,6	119,2	31,5	9,3	6,8	118,4	31,3	12,1	8,9			