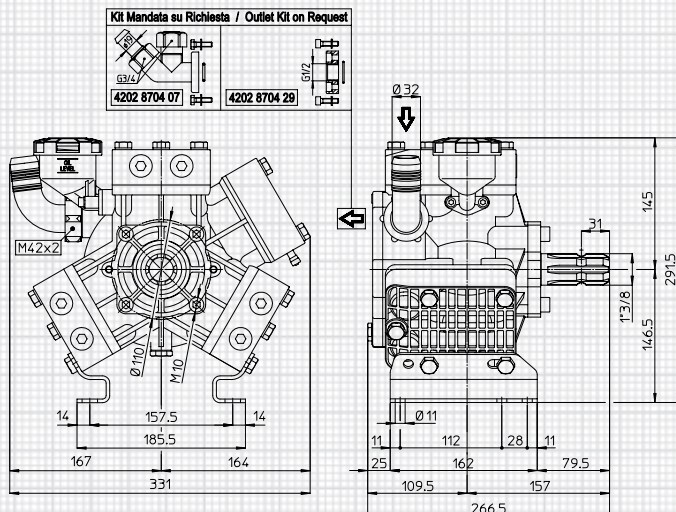




KAPPA 75 max. 76 l/min - 20 GPM • 40 bar - 580 PSI • 550 RPM



provedení P.T.O. hřídele available P.T.O. shaft




1C




VA

4-5-6-14-15




TS 2C



TS VA

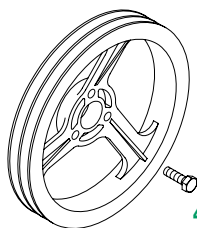
4-5-6-14-15



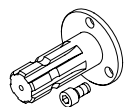
TS MF

Rozměry P.T.O.
viz strana 8
For P.T.O.
shaft dimensions
see page 8

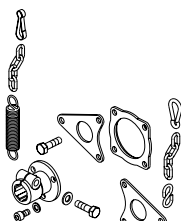
příslušenství k hřídelům shaft adaptors



4



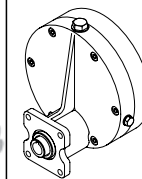
5



6



14



Převodovky **15**
viz strana 42/43
Gear reduction **15**
See page 42/43

MOD.	RPM	0 bar / 0 PSI				10 bar / 145 PSI				20 bar / 290 PSI				30 bar / 435 PSI				40 bar / 580 PSI				Hmotnost Weight	Kg	lb
		Průtok Flow rate		Výkon Power		Průtok Flow rate		Výkon Power		Průtok Flow rate		Výkon Power		Průtok Flow rate		Výkon Power		Průtok Flow rate		Výkon Power				
KAPPA 75	400	l/min	GPM	HP	kW	l/min	GPM	HP	kW	l/min	GPM	HP	kW	l/min	GPM	HP	kW	l/min	GPM	HP	kW	18	40	
		57,5	15,2	0,6	0,4	56,2	14,8	1,6	1,2	55,7	14,7	2,9	2,2	55,2	14,6	4,3	3,2	54,7	14,5	5,6	4,1			
		450	64,0	16,9	0,6	0,5	62,7	16,6	1,8	1,3	62,2	16,4	3,3	2,4	61,7	16,3	4,8	3,5	61,2	16,2	6,3			4,6
		500	70,5	18,6	0,7	0,5	69,1	18,3	2,0	1,5	68,4	18,1	3,6	2,6	67,9	17,9	5,3	3,9	67,4	17,8	6,9			5,1
550	76,0	20,1	0,8	0,6	74,6	19,7	2,1	1,6	74,1	19,6	3,9	2,9	73,6	19,4	5,7	4,2	73,1	19,3	7,5	5,5				